

Verslo iššūkiai 2023

Marius Dubnikovas

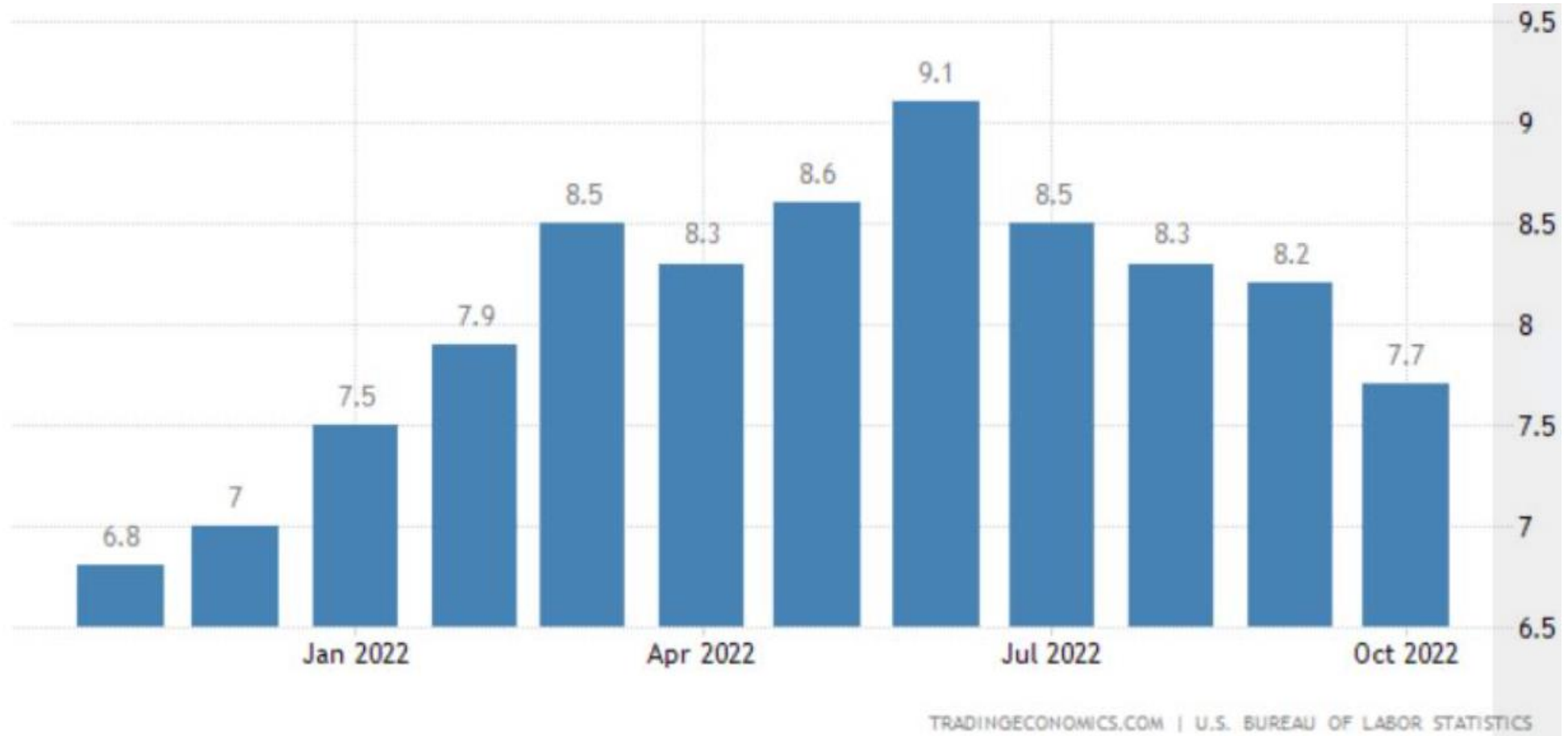
Situation

Country	GDP	GDP YoY	GDP QoQ	Interest Rate	Inflation Rate	Jobless Rate	Gov. Budget	Debt/GDP	Current Account	Population
United States	22996	1.80	2.60	4.00	7.70	3.70	-16.70	137.20	-3.60	332.40
China	17734	3.90	3.90	3.65	2.10	5.50	-3.70	71.50	1.80	1412.60
Euro Area	14493	2.10	0.20	2.00	10.70	6.60	-5.10	95.60	2.50	342.56
Japan	4937	1.60	0.90	-0.10	3.00	2.60	-5.30	266.20	2.90	125.31
Germany	4223	1.20	0.30	2.00	10.40	5.50	-3.70	69.30	7.40	83.16
United Kingdom	3187	2.40	-0.20	3.00	10.10	3.50	-6.00	95.90	-2.60	67.53
India	3173	13.50	-1.40	5.90	6.77	6.40	-6.90	89.26	-1.70	1380.00
France	2937	1.00	0.20	2.00	6.20	7.40	-6.50	112.90	0.40	67.63
Italy	2100	2.60	0.50	2.00	11.90	7.90	-7.20	150.80	2.50	59.24
Canada	1991	4.60	0.80	3.75	6.90	5.20	-4.70	112.80	0.10	38.44
South Korea	1799	3.10	0.30	3.00	5.70	2.80	-6.10	46.90	4.90	51.74
Russia	1776	-4.10	-0.80	7.50	12.60	3.90	0.80	18.20	6.80	145.55
Brazil	1609	3.20	1.20	13.75	6.47	8.70	-4.50	80.27	-1.80	213.32
Australia	1543	3.60	0.90	2.85	7.30	3.50	-7.80	36.10	3.20	25.77

US inflation



US inflation



US key rate



EURO



TRADINGECONOMICS.COM | EUROPEAN CENTRAL BANK

US PMI



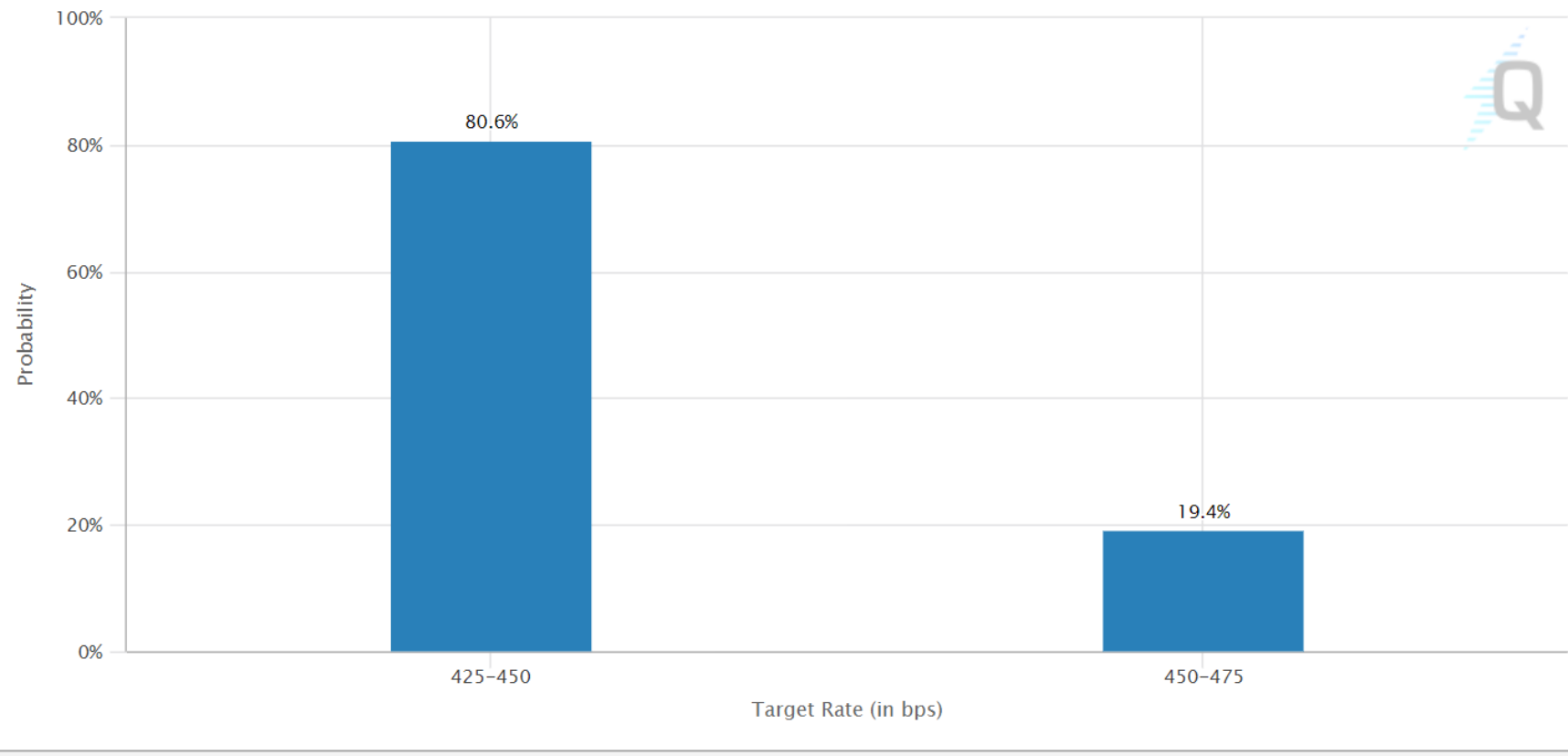
EURO PMI



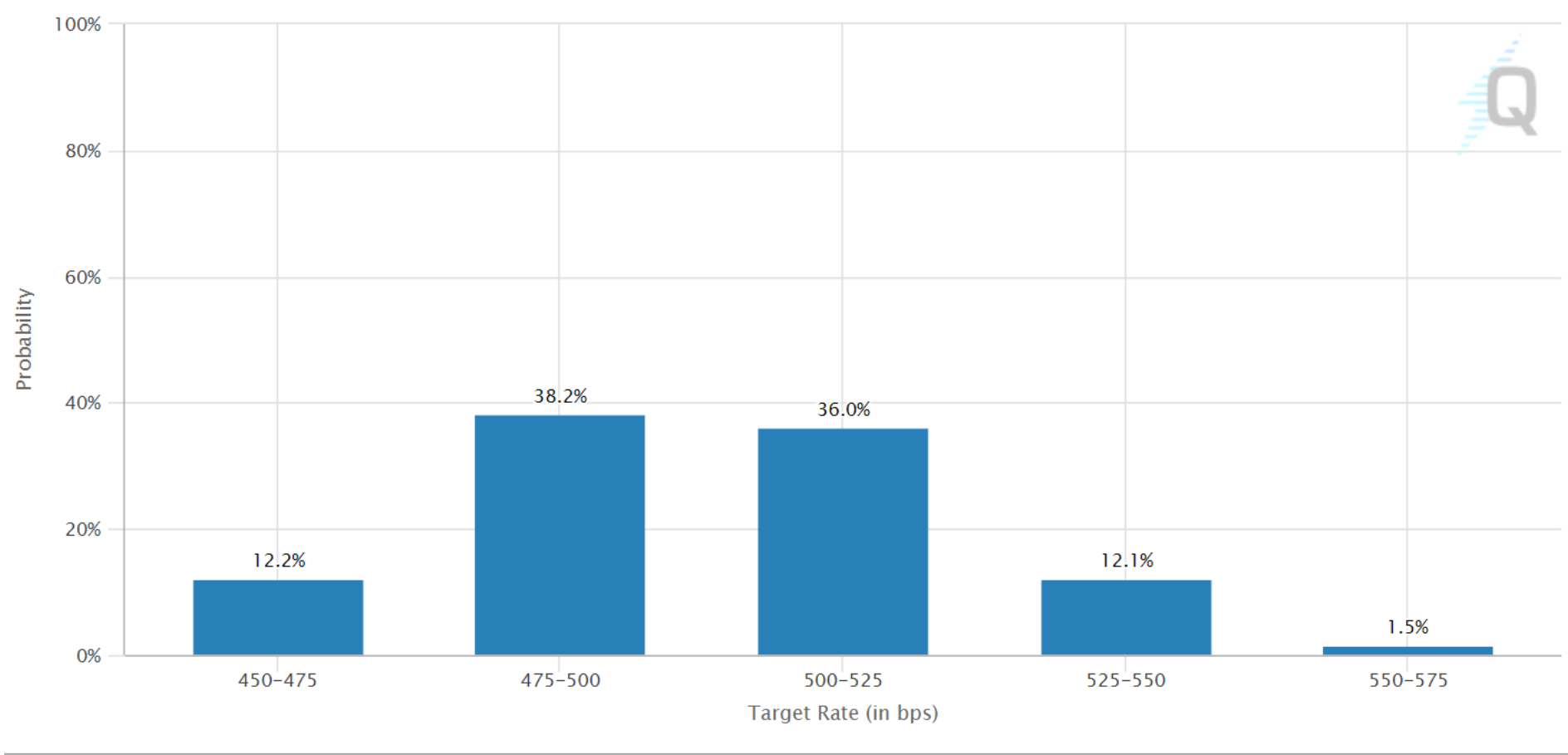
FED

TARGET RATE PROBABILITIES FOR 14 DEC 2022 FED MEETING

Current target rate is 375-400



FED June

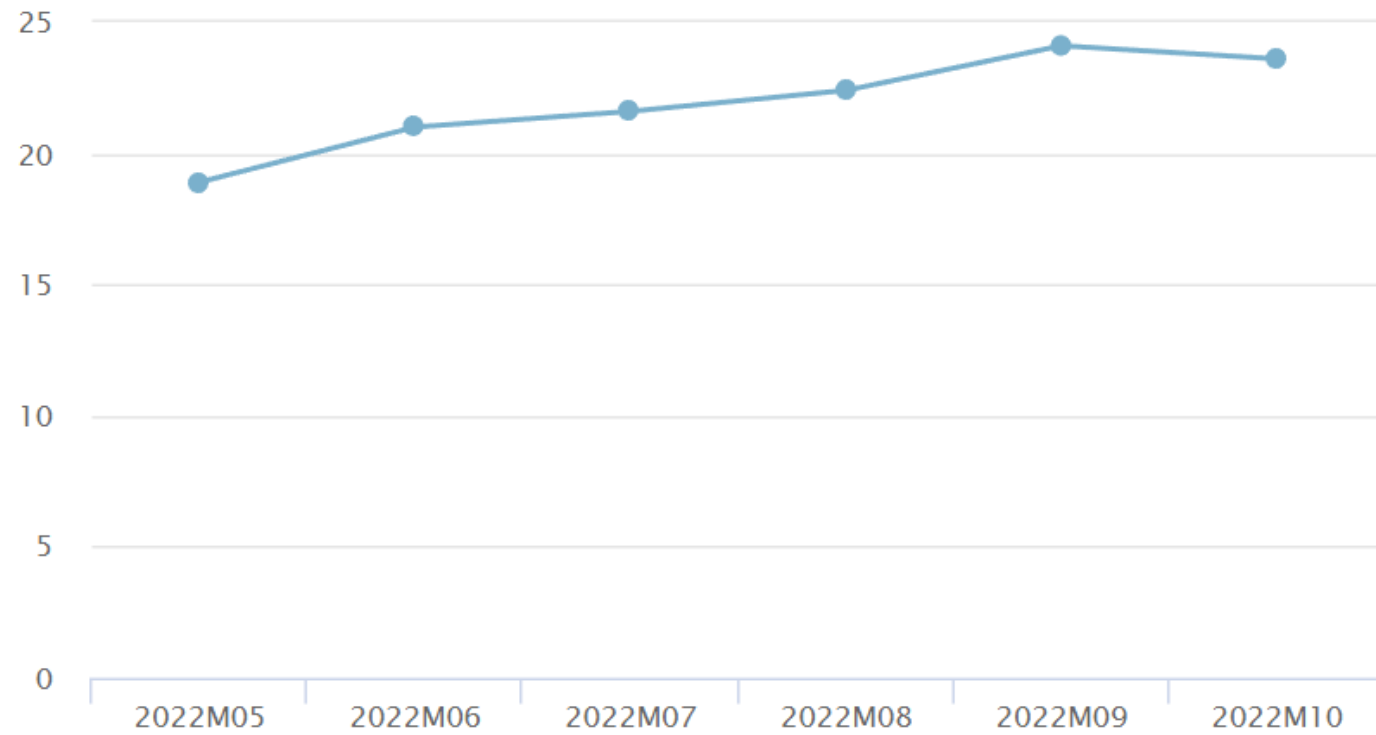


Euribor is changing rapidly

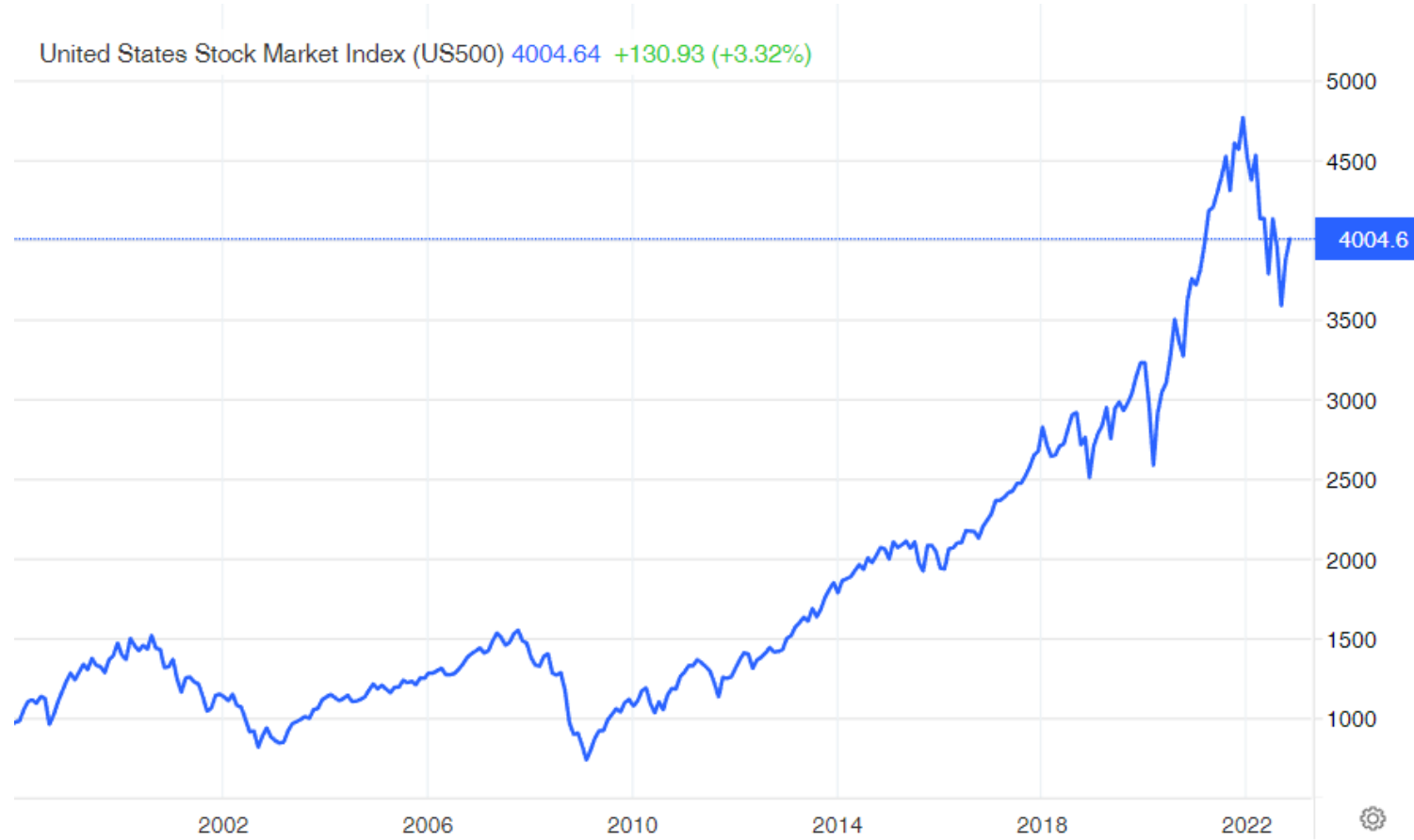
By day Current rate	By month Rate on first day of the month	By year Rate on first day of the year
11/11/2022 2.291 %	11/1/2022 2.168 %	1/3/2022 -0.539 %
11/10/2022 2.319 %	10/3/2022 1.775 %	1/4/2021 -0.532 %
11/9/2022 2.333 %	9/1/2022 1.240 %	1/2/2020 -0.323 %
11/8/2022 2.316 %	8/1/2022 0.654 %	1/2/2019 -0.238 %
11/7/2022 2.296 %	7/1/2022 0.238 %	1/2/2018 -0.271 %
11/4/2022 2.278 %	6/1/2022 -0.034 %	1/2/2017 -0.220 %
11/3/2022 2.225 %	5/2/2022 -0.204 %	1/4/2016 -0.041 %
11/2/2022 2.198 %	4/1/2022 -0.362 %	1/2/2015 0.169 %
11/1/2022 2.168 %	3/1/2022 -0.496 %	1/2/2014 0.387 %
10/31/2022 2.130 %	2/1/2022 -0.503 %	1/2/2013 0.319 %

Inflation in Lithuania

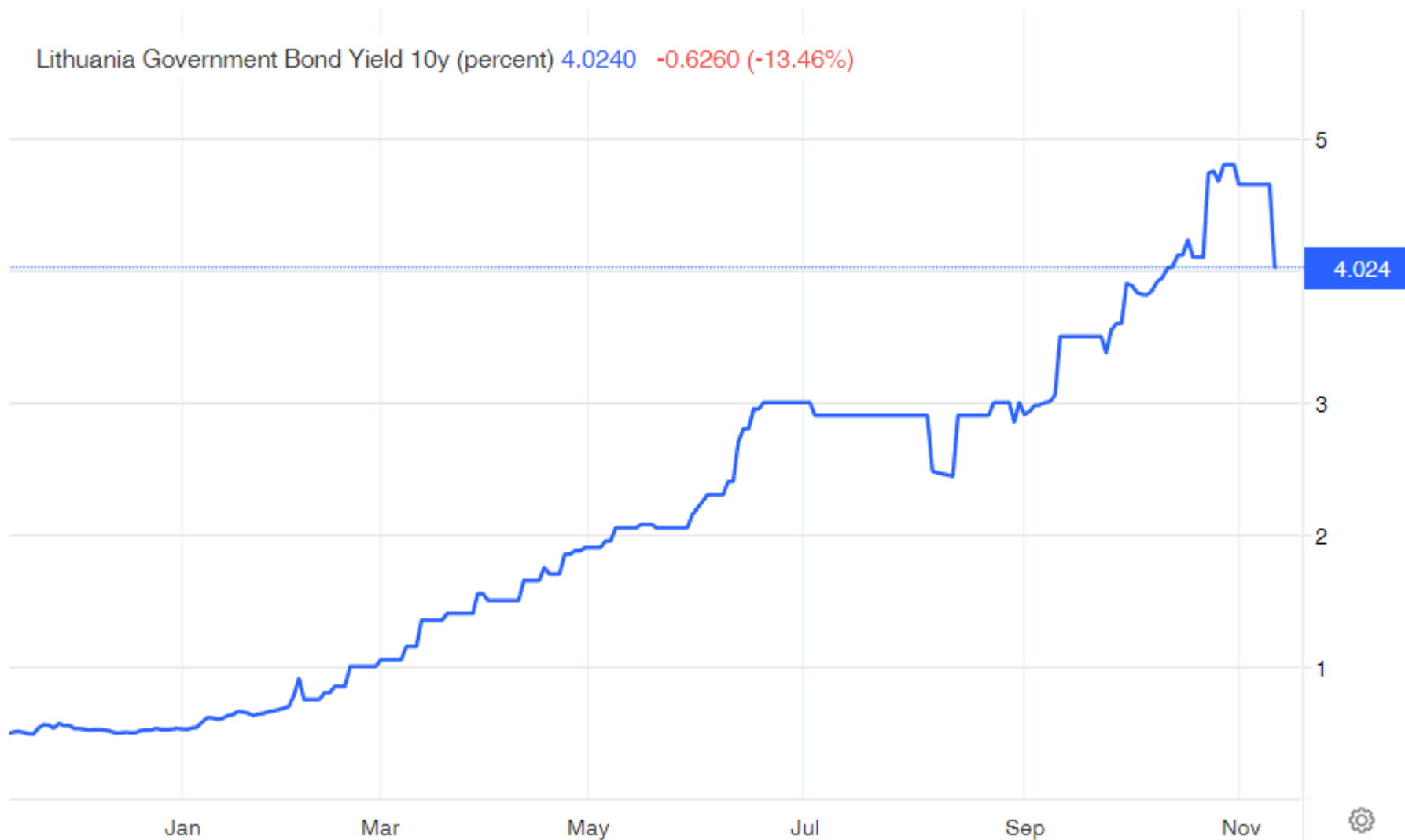
Metinė infliacija



SP500



10y bond yields



Commodity Forex Index

	Actual
United States	3.8743
United Kingdom	3.3540
Japan	0.2500
Australia	3.7300
Germany	2.1520
Brazil	13.3200
Russia	9.9700
India	7.2870
Canada	3.1620
Italy	4.1780
France	2.6610
South Africa	10.2050
China	2.8400
Switzerland	1.1280
Chile	5.7000

VIX

Rinkos suvestinė > VIX rodiklis

22,97

+ Stebėti

+6,48 (39,30 %) ↑ per pastaruosius metus

11-14 12:00; GMT-6 • Atsakomybės ribojimas

1 d. | 5 d. | 1 mėn. | 6 mėn. | YTD | 1 m. | 5 m. | Maks.



Atidarymo	23,99	Žema	22,86	52 sav., aukšč. v.	38,94
Aukšta	24,33	Ankst. užd. k.	22,52	52 sav., žem. v.	16,03

Perspective?

TOP TEN COUNTRIES WITH THE HIGHEST POPULATION					
#	Country	2000 Population	2021 Population	2022 Expected Pop.	Pop Growth % 2000 - 2022
1	China	1,268,301,605	1,444,216,107	1,448,116,402	14.2 %
2	India	1,006,300,297	1,393,409,038	1,401,736,293	39.3 %
3	United States	282,162,411	332,129,757	334,086,023	18.4 %
4	Indonesia	214,090,575	276,361,783	278,163,604	29.9 %
5	Pakistan	152,429,036	225,199,937	227,902,419	49.5 %
6	Brazil	174,315,386	213,993,437	214,965,903	23.3 %
7	Nigeria	123,945,463	211,400,708	214,586,499	73.1 %
8	Bangladesh	128,734,672	166,303,498	167,318,791	29.9 %
9	Russia	147,053,966	145,912,025	146,032,775	- 0.7 %
10	Mexico	99,775,434	130,262,216	131,106,081	31.4 %
TOP TEN Countries		3,597,108,845	4,539,188,506	4,563,410,790	26.8 %
Rest of the World		2,466,224,955	3,336,577,078	3,392,028,604	37.5 %
TOTAL World Population		6,063,333,800	7,875,765,584	7,955,439,394	31.2 %

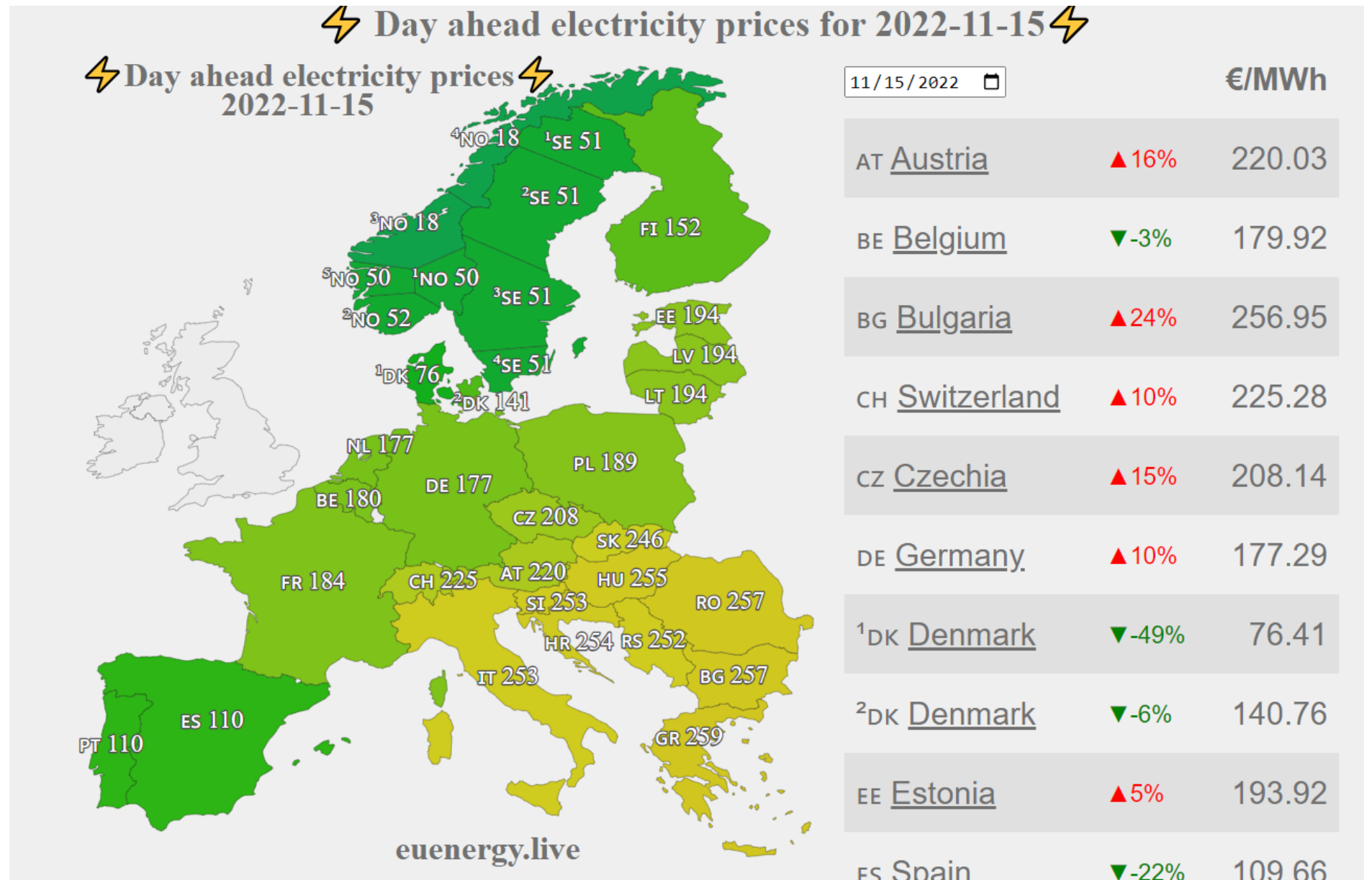
BRENT oil



GAS



Elektra



Coal



Lumber



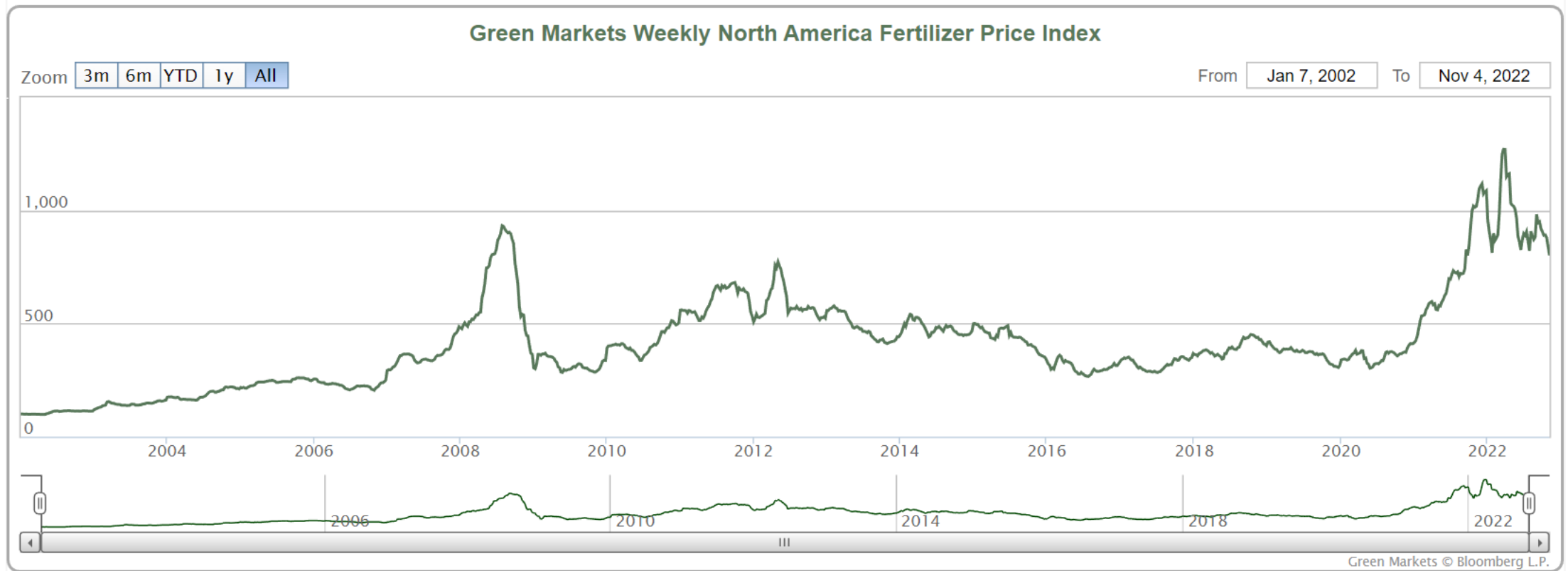
Steel



Wheat



Fertilizers



Questions?

Marius Dubnikovas